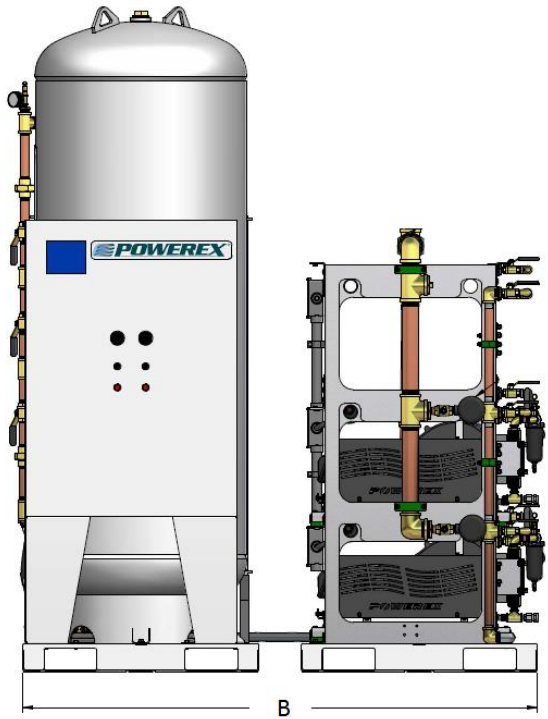
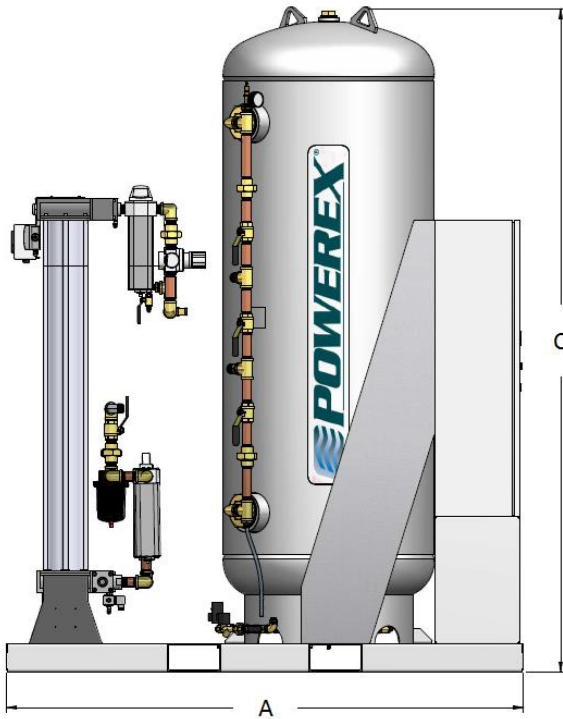
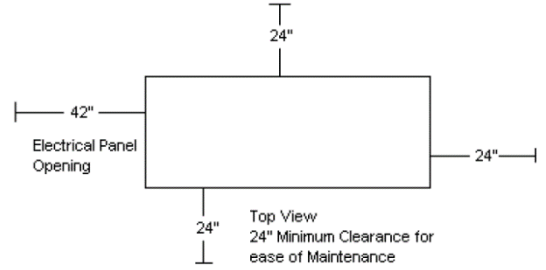


Dimensions					
Model	Dim. A	Dim. B	Dim. C	Inlet	Outlet
MSD15A4-EX3	61"	73"	86"	1.5"	2"
MSD15A5-EX3	61"	73"	86"	1.5"	2"
MSD15A6-EX3	61"	73"	86"	1.5"	2"



Medical Scroll Skidmount Package Duplex with Premium Controls										
Model	HP	ICFM @ 50 PSIG	SCFM @ 50 PSIG <sup>(1,3)</sup>	Tank Size (gal)	BTU/Hr <sup>(2)</sup>	dB(A) Level <sup>(3)</sup>	System F.L.A.			System Weight (lbs)
							208V	230V	460V	
MSD15A4-EX3	15 (2) / 15 (3)	55.2 (110.4)	49.8 (99.6)	120	76350	80	128	116.3	59	3250
MSD15A5-EX3	15 (2) / 15 (4)	55.2 (110.4)	49.8 (99.6)	200	76350	80	128	116.3	59	3500
MSD15A6-EX3	15 (2) / 15 (4)	55.2 (110.4)	49.8 (99.6)	240	76350	80	128	116.3	59	3600

Notes:

- 1 – ICFM and SCFM values @ 50 PSIG are shown with one compressor in reserve per NFPA 99.
- \*Powerex recommends using performance ratings in SCFM (Standard Cubic Feet per Minute) when sizing medical air systems.
- \*ICFM is standardly defined within the Medical Air Compressor Industry.
- 2 – BTU/Hr levels are shown with reserve pump(s) on standby.
- 3 – dB(A) levels are shown with one pump in reserve per NFPA 99.
- 4 – 3 Year Limited Warranty.
- 5 – Drawing is representative and not exact.