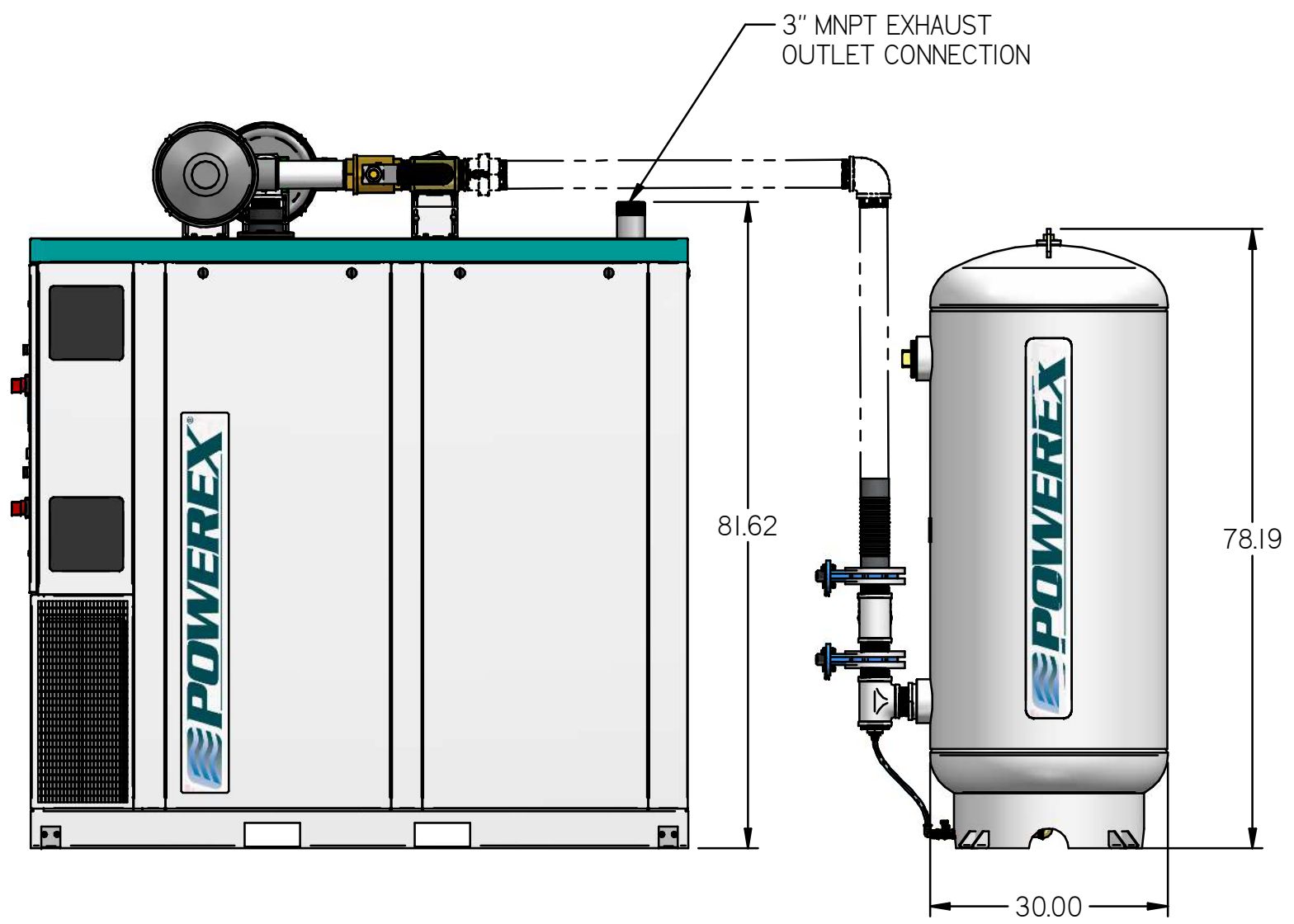
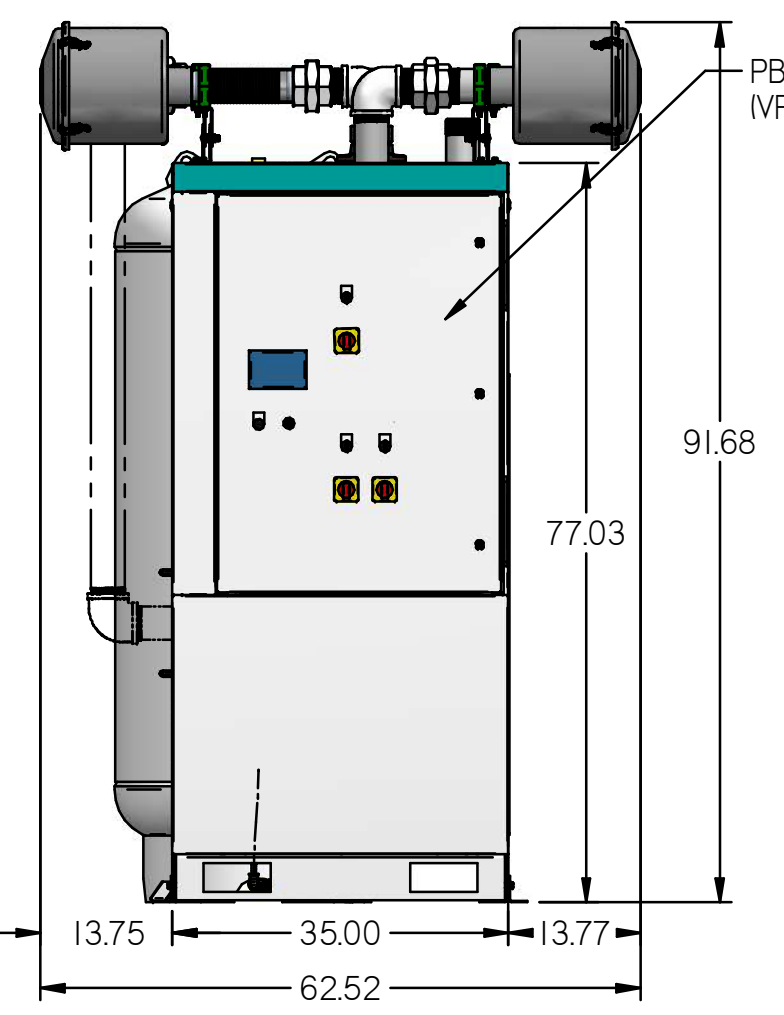
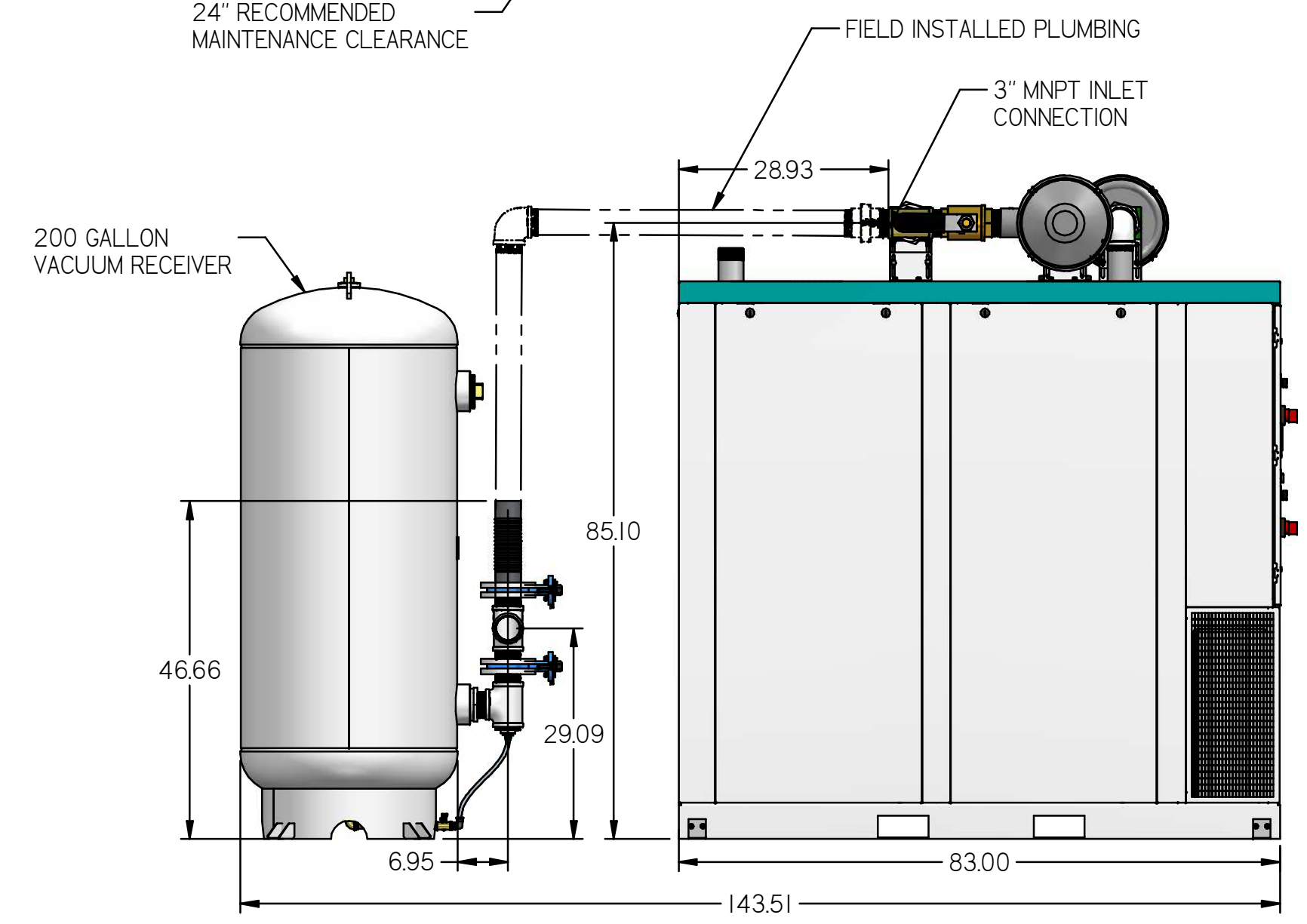
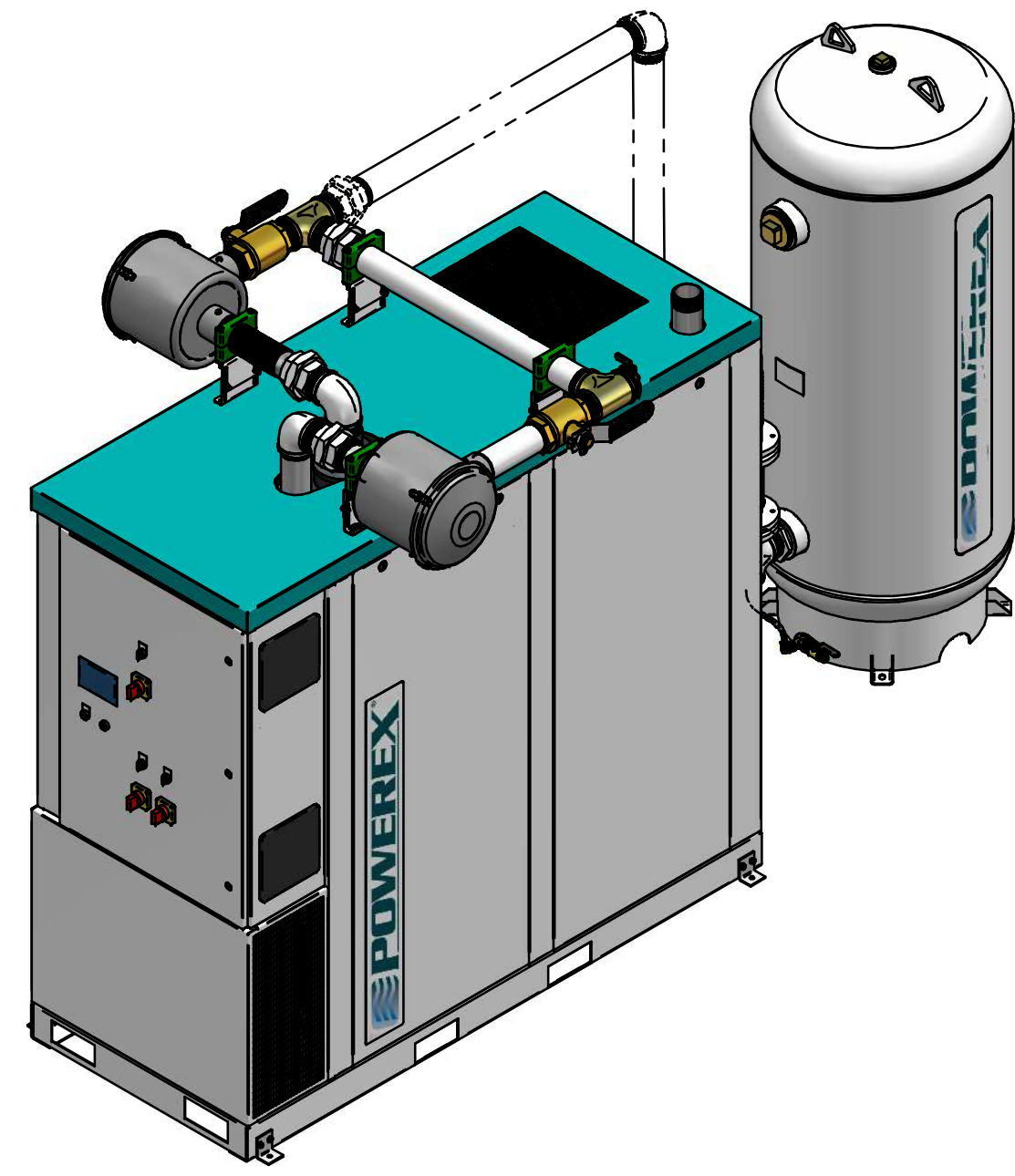
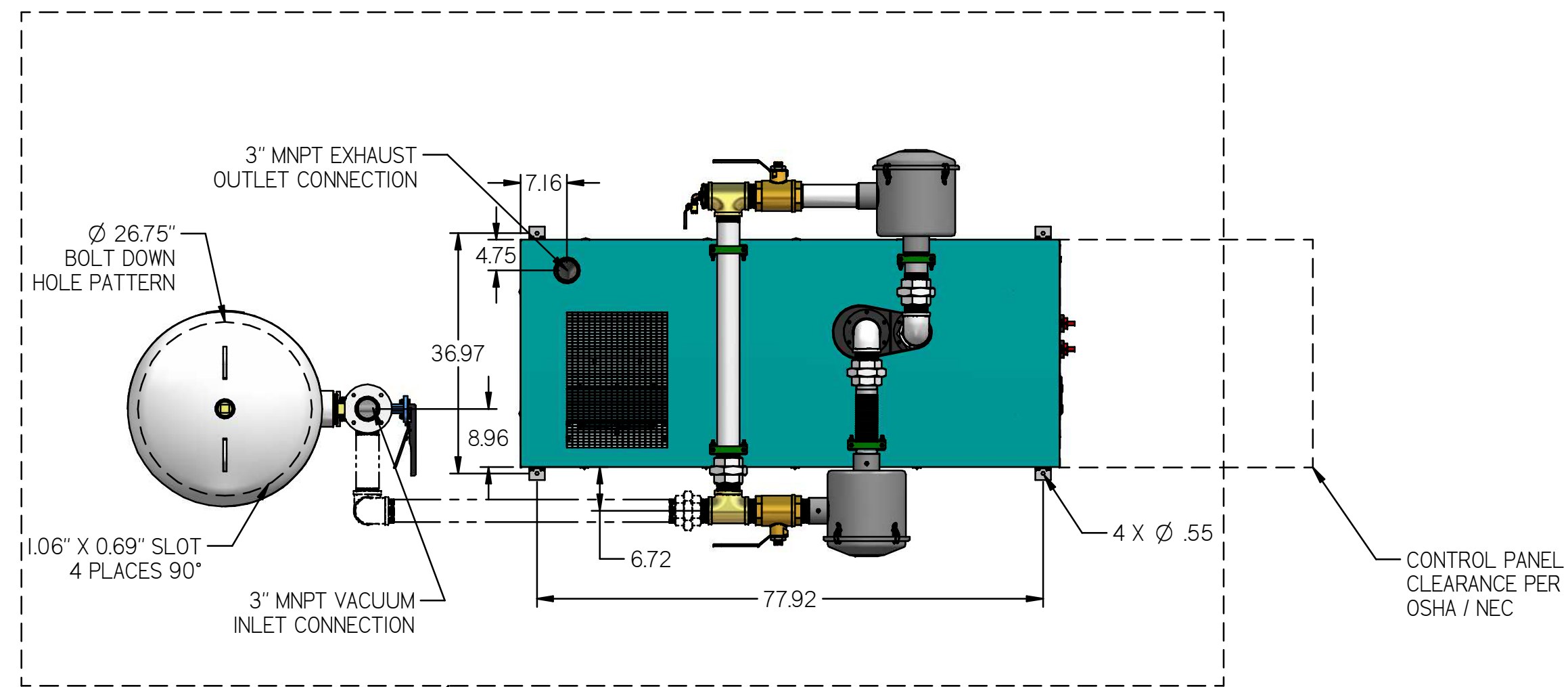



MCEDI505

MED CLAW ENCLOSED
 DUPLEX 15 HP 200 GAL

REVISION NOTES		
DESCRIPTION	ECN	PR/NOR
PRODUCTION RELEASE	PXEC0099	N/A




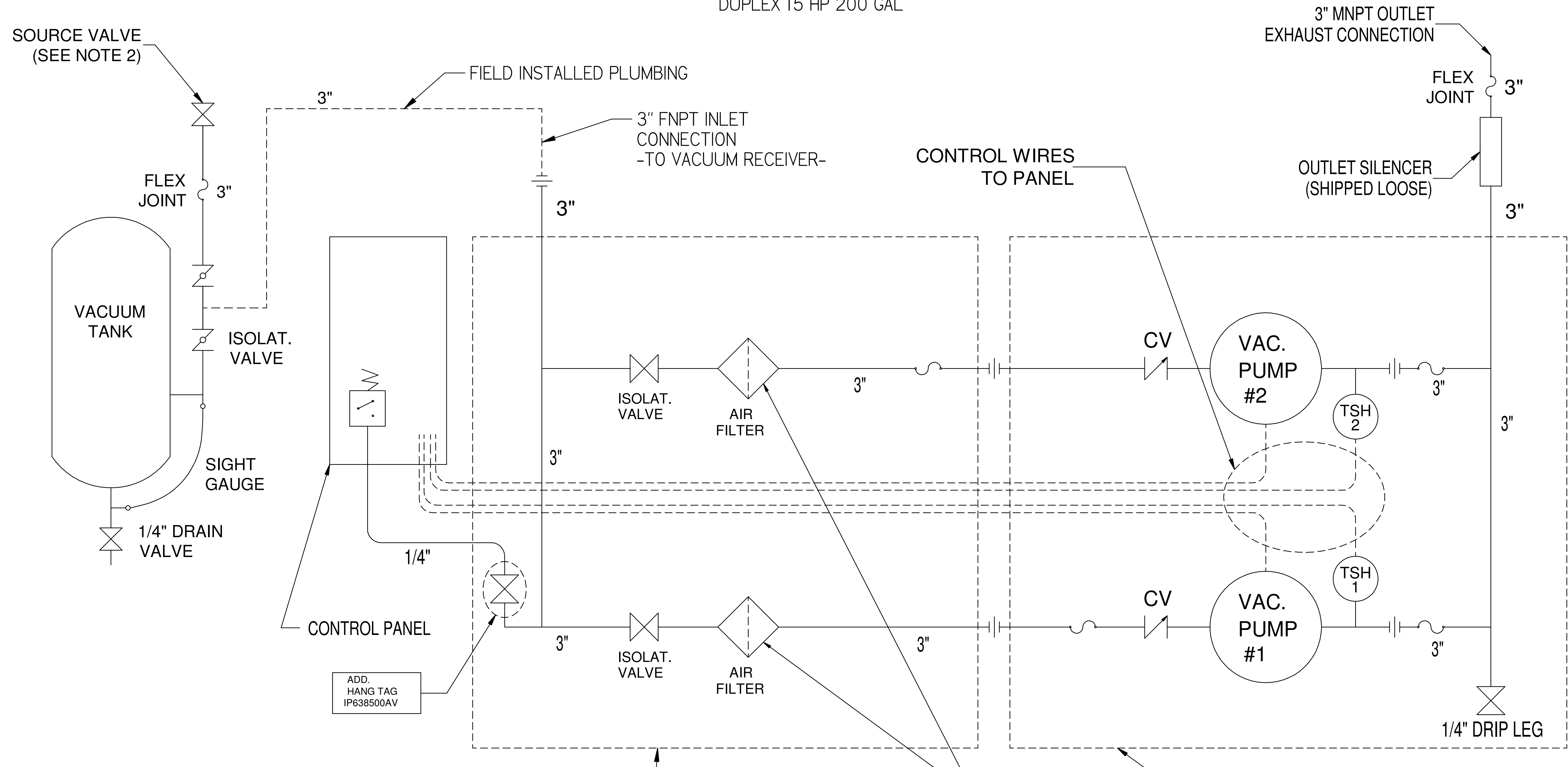
- NOTES:
- 1) APPROX SYSTEM WEIGHT: 4314 LB
 - 2) FINAL SYSTEM DIMENSIONS DEPEND UPON INSTALLATION CONFIGURATION. MAINTENANCE CLEARANCE MUST BE MAINTAINED IN INSTALLATION CONFIGURATION.
 - 3) SHEET 1: UNIT BUILD
 - 4) SHEET 2: FLOW SCHEMATIC

SYMBOL LEGEND		DRAWINGS TO CONFORM TO CURRENT REVISION OF THE FOLLOWING ANSI STANDARDS: Y14.3 MULTI AND SECTIONAL VIEW DWGS Y14.5 DIMENSIONING AND TOLERANCING	
TOLERANCES NOT SPECIFIED:	SOLID EDGE DRAWING	DO NOT SCALE DRAWING FOR DIMENSIONS	
0.XXX ± 0.10		SHEET 1 OF 2	SCALE 1:20
0.XXX ± 0.050			INCH
± 0.5	CONFIDENTIAL DISCLOSURE This drawing is the property of POWEREX of the SCOTT FETTER COMPANY and is subject to return on demand. Its contents are confidential and must not be copied or submitted to outside parties for use or examination.		
DATE: 7/18/28	AUTHOR: gseaver	ORIGINATION DATE: 2/5/2019	APPROVALS ON FILE IN PLM
MATERIAL: N/A			
DESCRIPTION: MED CLAW ENCLOSED DUPLEX 15 HP 200 GAL	DRAWING NUMBER: MCEDI505	REVISION: B	SIZE: D

MCEDI505

MED CLAW ENCLOSED
 DUPLEX 15 HP 200 GAL

REVISION NOTES		
DESCRIPTION	ECN	PR/NOR
PRODUCTION RELEASE	PXEC0099	N/A



NOTE:
 A 1/4 INCH VENT PLUG IS
 LOCATED IN EACH FILTER HOUSING.

INLET FILTER ASSEMBLY
 (SHIPPED LOOSE)

VACUUM UNIT ENCLOSURE

- NOTES:**
- 1) TSH - TEMPERATURE SWITCH HIGH
 - 2) PER NFPA THE SYSTEM WILL REQUIRE A SOURCE VALVE (SUPPLIED BY OTHERS).
 - 3) OUTLET SILENCER AND FLEX HOSES SHIP LOOSE FOR FIELD INSTALLATION.
 - 4) INLET FILTER ASSEMBLY SHIPS LOOSE FOR FIELD INSTALLATION.

LEGEND	
	TEMP. SWITCH
	AIR FILTER
	BALL VALVE
	VACUUM TRANSDUCER
	CHECK VALVE
	FLEX LINE
	UNION

SYMBOL LEGEND		DRAWINGS TO CONFORM TO CURRENT REVISION OF THE FOLLOWING ANSI STANDARDS:	
TOLERANCES NOT SPECIFIED:	SOLID EDGE DRAWING	DO NOT SCALE DRAWING FOR DIMENSIONS	
0.XXX ± 0.10	INCH	SHEET 2 OF 2	SCALE 10:1
0.XXX ± 0.050			
< ± 0.5			
<small>CONFIDENTIAL DISCLOSURE</small> This drawing is the property of POWEREX of the SCOTT FETTER COMPANY and is subject to return on demand. Its contents are confidential and must not be copied or submitted to outside parties for use or examination.		AUTHOR: gseaver ORIGINATION DATE: 2/5/2019 APPROVALS ON FILE IN PLM	
TITLE: 718728 MATERIAL: N/A		 ISO PRODUCTION DRIVE, HARRISON OH 45030 (888) 768-7079	
DESCRIPTION: MED CLAW ENCLOSED DUPLEX 15 HP 200 GAL		DRAWING NUMBER: MCEDI505	REVISION: B SIZE: D